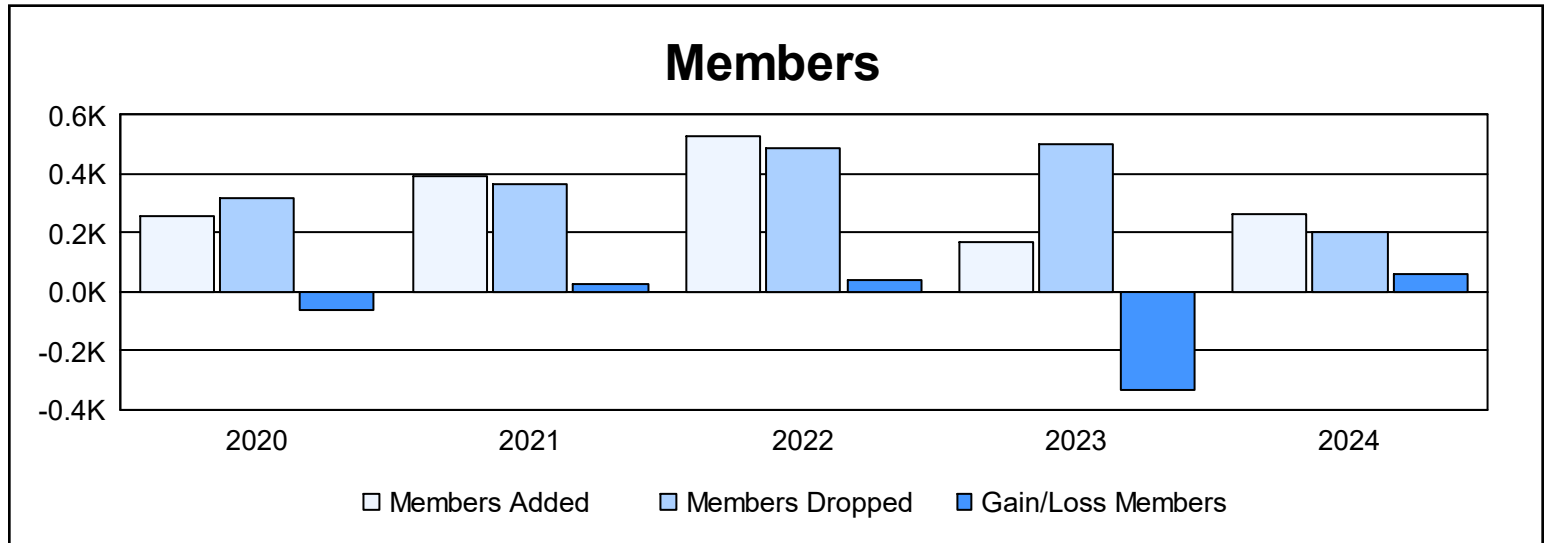
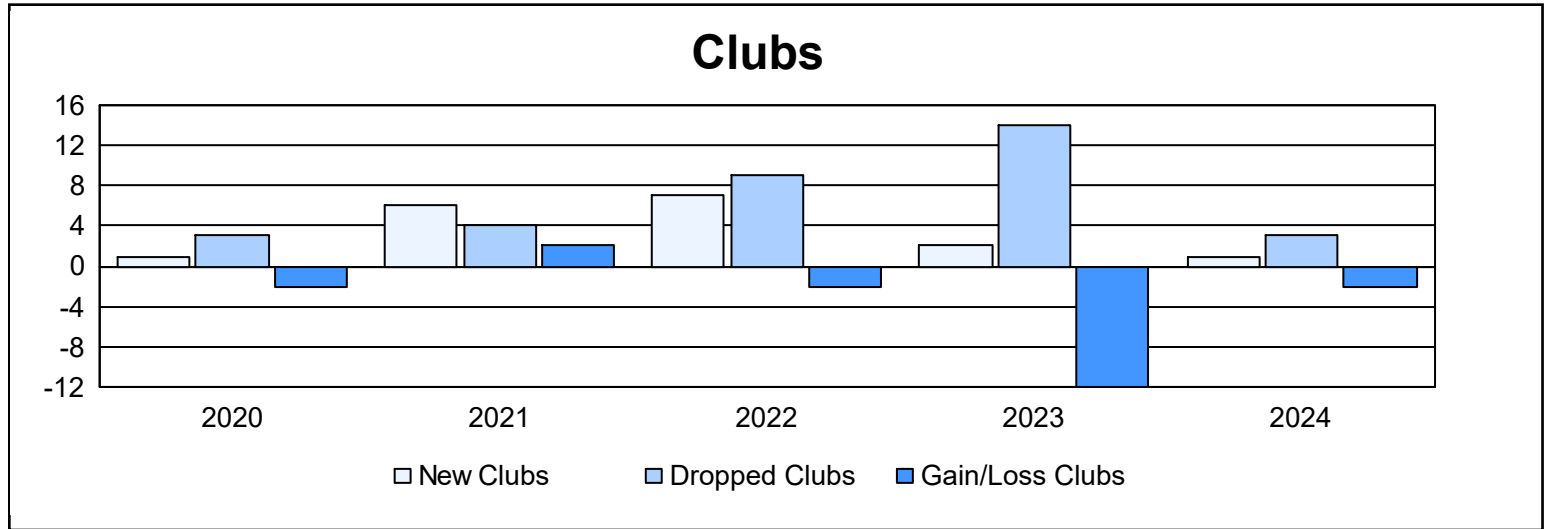
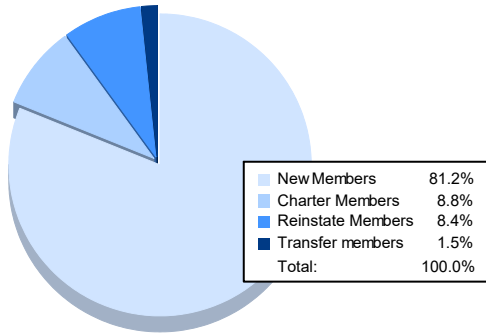


Year	New Clubs	Dropped Clubs	Gain/ Loss Clubs	New Members	Charter Members	Reinstate Members	Transfer Members	Total Member Added	Total Members Dropped	Gain/ Loss Members
2019-2020	1	3	-2	201	44	5	4	254	317	-63
2020-2021	6	4	2	225	141	20	6	392	364	28
2021-2022	7	9	-2	302	208	18	3	531	489	42
2022-2023	2	14	-12	67	55	43	4	169	503	-334
2023-2024	1	3	-2	212	23	22	4	261	204	57
<b>Average</b>	<b>3</b>	<b>7</b>	<b>-3</b>	<b>201</b>	<b>94</b>	<b>22</b>	<b>4</b>	<b>321</b>	<b>375</b>	<b>-54</b>



### Membership Composition June 2024 Cumulative



### Gender Composition June 2024 Cumulative

